


The Smoking Hole

A Publication of the Antelope Valley Group IPMS

Volume 26, Number 8



www.avg-ipms.org
avg_ipms@yahoo.com

2021 Club Officers

President

Dwight Young

dwight.avg@gmail.com

Co-Vice Presidents

Jay Faulk

Faulkme2002@yahoo.com

Treasurer

Niilo Lund

niiloj7@verizon.net

Secretary

Matt Graham

flighttester64@gmail.com

Club News and Business

JULY PHYSICAL MEETING 8:00 -10:00 am AUGUST 14, RAWLEY DUNTLEY PARK, 3334 W. AVE. K, LANCASTER. VIRTUAL (ZOOM) MEETING, SATURDAY EVENING, 7 pm

July Meeting General Meeting Notes:

As seems to be the new tradition, we had another physical meeting at Rawley Duntley Park. A virtual Zoom meeting followed on Monday.

Latest Club Status

We seem to be going backwards. Despite the vaccinations, the Delta variant has caused a huge surge in cases. Prez Dwight has not gotten a positive response from any indoor venues, so we're probably stuck with the outdoor meetings and Zoom for at least the near term.

July Physical Meeting

We had another outdoor meeting at Rawley Duntley park. Once again, we had a morning meeting to beat the heat and wind. Turnout again was about 8-10 members!



Some nice builds on display from the members

Veep Jay was in attendance with several models to display



1/72 Airfix Blenheim. Jay has shared some WIP pics. previously



1/72 B-57G. From the raised panel lines, I say this is the Italeri kit.



This is an extremely cool model. Jay built a replica of the late LA Sheriff Deputy Sgt. Steve Owen's patrol car. Based on the 1/25 Lindberg Crown Vic. Jay had a heck of a time sourcing the LA Sheriff decals. The decals were produced without LA's permission, and they sent a "cease and desist" to the decal maker. Jay plans to present the model to Steve's widow



1/35th Case Tractor. From Thunder Models I believe

John S. brought a couple of models:



1/48th Ryan Firebee Drone. From ICM. They also plan to reliefs their B-26 kit as a JD-1 with 2. of these included



1/720th Navy Type-K blimp from Mark 1 Models. This thing is small! And John says it comes with a mooring mast and tiny tractor!



Rowdy brought some subs. I like the Russian one



Niilo built a 1/72 UH-60 Blackhawk from the Hasegawa kit. It took 3 weeks to build and he used Testors enamel and acrylic paints.

About the model, Niilo writes: "The Sikorsky UH-60A Blackhawk is a tactical transport helicopter developed to replace the UH-1, With improved capability and transport and survivability. Provisions for the External Stores Support System allowed it to carry external fuel tanks and many other weapons. This model is shown with the 230-gall fuel tanks and the 4 rack AGM-114A Hellfire missile configuration, with portable infantry gun positions on both sides.

The build was rather simple with good piece interface which minimized gap fill and sanding. Instructions for assembly were good, but modified to facilitate final assembly completion without appendage interference and breakage.

Fun build, try it!

Zoom Meeting

Prez Dwight has scheduled a Zoom meeting for the 14th starting at 7:00 pm. He'll send out an email to the membership, but here's the info again:

Join Zoom Meeting

<https://us02web.zoom.us/j/83490590587?pwd=dVRldldtOTJsWmYvWitiSTFtYkdoZz09>

Meeting ID: 834 9059 0587

Passcode: 911010

One tap mobile

+16699006833,,83490590587#,,,,*911010# US (San Jose)

+14086380968,,83490590587#,,,,*911010# US (San Jose)

Dial by your location

+1 669 900 6833 US (San Jose)

+1 408 638 0968 US (San Jose)

+1 346 248 7799 US (Houston)

+1 253 215 8782 US (Tacoma)

+1 646 876 9923 US (New York)

+1 301 715 8592 US (Washington DC)

+1 312 626 6799 US (Chicago)

Meeting ID: 834 9059 0587

Passcode: 911010

Find your local number: <https://us02web.zoom.us/j/83490590587?pwd=dVRldldtOTJsWmYvWitiSTFtYkdoZz09>

The Nats are Here!

Less than a week to go! A number of club members are planning to attend (I plan to be there Friday and Saturday). Perhaps we can coordinate a club get-together.

The State of Nevada has instituted an indoor mask mandate, so don't forget your mask. Also don't forget Emeritus Member Rick R.'s seminar on B-2 Flight Test

2021 Meeting Schedule (Tentative)

Primary	Activities	Refreshments	Demo	Review
16 Jan	CANCELLED, Virtual Meeting			
20 Feb	CANCELLED, Virtual Meeting			
20 Mar	CANCELLED			
17 Apr	CANCELLED			
15 May	Physical Meeting, 1 pm, Rawley Duntley Park, Lancaster. Virtual Meeting 6:30 to 8:30 pm			
19 June	Physical Meeting, 8 to 10 am, Rawley Duntley Park, Lancaster. Virtual Meeting 6:30 to 8:30 pm			
17 July	Physical Meeting, 9:30 to 11:30 am, Rawley Duntley Park, Lancaster.			
14 Aug	Physical Meeting, 8 to 10 am, Rawley Duntley Park, Lancaster. Virtual Meeting 7 pm			
18 Sept				
16 Oct				
30 Oct	2021 Desert Classic (tentative)			
20 Nov	2022 Club Officer Nominations			
18 Dec	Gift Exchange			

The Tool Crib

No new items this month.

Kit Review

No review this month.

Club Demos

None this month

Member Show and Tell, 18th COVID Edition

Here's the roundup from the club e-mail thread

Emeritus member Rick R. has finished two more of his spectacular Wingnut Wings builds. This time it's Sopwith Camel and the LVG VI. This 2 kits were boxed together in one of Wingnuts "Duelists" sets.



Here's what Rick has to say: Here is my latest. A Wingnut Wings LVG VI, along with its box mate a Camel. The Camel is probably the hardest of the Wingnut kits I have built to date. However, the LVG was a tale of two steps forward, one back, especially with the scheme I chose. Wood simulation via artist oil's and used the "hairspray" method on the wings and tail. The white is sprayed on top of decals as well. Lots of fun in trying to not damage them.

Jurassic Kit Wrangler Rich R. has produced another masterpiece. Hard to believe this is the 1/48th Monogram F-100D.




Rich says: I recently finished Monogram's now ancient (released in 1980?) F-100D. An advanced kit for its time but now it really shows it's age; raised panel lines, less than stellar fit, big seams to address on the top and bottom half fuselage configuration. I tried to dress her up using Hasegawa weapons, Aires wheels, metal pitot boom, Sierra Hotel exhaust nozzle and a Black Box cockpit. She got a 100% rescribe and rebuild of a few details with scratch built parts. I'm doing a Tamiya P-38 now as recovery therapy... it's like being on another planet!

The Furball Decals were an absolute delight to use, I recommend them highly. If anyone is doing an F-100 I'll be happy to share the decals of any of the other 6 airplanes on the sheet. With Tamiya having released their gorgeous F-14 and F-4, how cool would it be to see them address the Century Series jets with modern tooling and engineering.

Anyway, warts and all, here's my take on ***"Pretty Penny"*** as she appeared in 1965.


John S. has created another UFO! He did an awesome lighting job on this one.





John says: I took a break from SERIOUS MODELING and did another UFO model. I experimented with lighting plus effects with Alclad II and Mission Models color-change paints. The kit was \$20.00, and the electronics were almost five times as much. I have over four meters of LED strip and some connectors, but no 12v transformer, if any one's interested.

Bill P. shared some WIP photos of Steve S.'s favorite kit, the 1/72 Emhar F3H Demon. In fact, Steve likes this kit so much that when he "misplaced" his original kit, I gifted him another one! One of the few kits I've seen with square wing leading edges.... Bill's doing quite the job with this "sow's ear".



Here's Bill's 'blow-by-blow': Attached images of the EMHAR F3H in progress. Wing and intake fences thinned to 0.02 inch. McDonnell type ejection seat carved and sanded with HARBOR FREIGHT battery powered pencil scribe and various files, sandpaper, XACTO type cutting tools, etc. Drilled out the litening holes in the back guide rails after carving it to the correct C-shape rail. Everything in the images is the original kit ejection seat with plastic taken away due to injection muddling and limitations of injection plastic processes on detail. The pencil scribe is cheap and has a ton of possible uses for modelers! I used clay to hold the position of the wings at the same dihedral on both sides. It worked really well! The tail looks like it may be warped to starboard in the image, so I will have to check for real or optical illusion. If real, then that will be a headache, but another EMHAR F3H CHALLENGE! The edges of the wings were sanded to the correct contour at the front and outer edge and thinned a lot to the aft of the wing. The wing looks about right on the edges. I will try to use my SILLY PUTTY STRATEGY to make the instrument side console top raised details, the same way I made rivet lines for the P-47 old REVELL 1/72 KIT. Wing join to fuselage has to be filled in and sanded. Starboard side intake fence/brace still needs to be thinned to match the 0.02 inch thickness on the port side. A lot more to do and more strategies to discover!

Calendar

8/18/2021	IPMS/USA National Convention	Rio Hotel and Convention Center 3700 W. Flamingo Rd. Las Vegas, NV
10/2/2021	OrangeCon 2021	Hotel Fullerton 1500 S. Raymond Ave. Fullerton, CA
10/3/2021	SOCAL Open (Car model contest)	Rancho San Antonio Boys Home Chatsworth, CA
10/10/2021	Spirit of Speed 6 (Car model contest)	NHRA Museum 1121 McKinley Ave. Pomona, CA
11/6/2021	ModelZona 2021	Red Mountain Community Church 6061 E. Virginia St. Mesa, AZ
1/29/2022	Spruefest	Brookhurst Hobbies 12188 Brookhurst St. Garden Grove, CA

From the Oval Office – Notes From the Prez

The End of Summer is Drawing Near

I have started a new year of teaching, again unlike any of the previous years I have taught! I still look forward to stealing some time at my workbench after I get things set out and ready for the next morning, but I know my productivity will drop for several weeks as my new routine establishes itself. As summer inevitably moves into fall, we become ever more aware of the approach of the 2021 Region 8 regional show and contest, to be held at our own Desert Classic at the Antelope Valley College. I'm hoping to have a few projects on the tables there, and I look forward to seeing everyone else's, too. We have flyers updated and ready for printing and uploading to help us spread the word. We have kits set aside for prizes. We have awards ready to be ordered and made. Hopefully, we also have some vendors ready to slake the thirst for new kits to be added to modelers' stashes!

I am continually impressed by the work of our members, and its sheer volume as we meet each month and share emails in between. Let's plan to meet this Saturday, August 14, at Rawley Duntley Park, as I still have not heard back from any indoor venues. We will want to be there between 8 and 10 am in order to miss the heat and wind. For those further afield, and those who would rather not chance our crazy local weather, I have a club meeting on Zoom scheduled for 7 pm Saturday night. This schedule, a week earlier than usual, will allow our members to attend the National Model Show and Contest, being held in Las Vegas next week.

I hope to see you, whether in person or online, on Saturday, or in Las Vegas next week! Until then, stay safe and happy modeling!

Oops. Glued my knife to the workbench again.