


The Smoking Hole

A Publication of the Antelope Valley Group IPMS
Volume 17, Number 8



www.avg-ipms.org
avg_ipms@yahoo.com

2012 Club Officers

| | | | |
|--|--|--|--|
| President | Vice President | Treasurer | Secretary |
| Nick Kiriokos | Mike Otis | Curtis Stidham | Mike Marchioli |
| nkiriokos@gmail.com | motis93550@aol.com | cbstidham@sbcglobal.net | mmarchioli1@yahoo.com |

From the President's Pen

Greetings AVGers! Looking forward to seeing you this Saturday the 18th at our favorite meeting spot! Speaking of.....if no one is opposed, I would like to hold one meeting at TNR Hobbies in Mojave. There are several restaurants nearby that we could forego the refreshments, and we could actually hold the meeting, a sort but sweet get together in Carls Jr, which is Tom Hamels fave! Or, if after the business is done depending on how many models for show and tell, we could adjourn from the library and re-meet at TNR this Saturday. Some food for thought. As far as I remember, there are no major contests coming this month or next, the IPMS Orange County show and another up north are both October 13th I believe.

Concerning the Desert Classic, I got with IPMS and our ad should be in the Journal for Sept/Oct. Thanks to Mike Brignola for assisting with that.

That's all for this month, see you Saturday!

Club News and Business

NEXT MEETING AUGUST 18 2012, 1 PM AT ROSAMOND LIBRARY

General Meeting Notes:

This month we discussed the plan for the club member bios. Originally, it was planned to include one bio in the newsletter each month and then add them to the website. After some discussion we decided that they will not be put up on the web, and are really only for us to share amongst ourselves. In that effort, a second newsletter will be published for the web that does not contain the member bio and that newsletter will be published on the site. Sounds like a good plan. So remember to fill out your bio and send it in to Mike at mmarchioli1@yahoo.com so we can all get to know our fellow club members.

Tom Hamel briefly discussed the upcoming Reno Nevada show. He gave a good endorsement of this show and is planning to attend. Tom also mentioned that we should attend the nearby shows, even if we don't enter. Its good the see the different things that other hobbyists are doing and you may get some inspiration of your own. Also its good to go "in uniform" to get our club out and recognized.

Lastly the club challenge has grown! Last month we recall, Rich Ribado has challenged Luis to complete a NMF F-84. This month, Tom Hamel has challenged Nick to complete a piece of armor after he "forced" Nick to buy a Dragon M4A2. The challenge is that if Nick finishes the tank, then Tom will have to build an airplane model. Tom didn't seem too worried!

2012 Desert Classic

We discussed the plan for trophies this month, since they need to be ordered. The consensus was to continue to let Curtis handle the trophies as he has been the POC for the trophies in the past and has done a good job picking them out in the past.

TNR has decided to sponsor a trophy at this year's Desert Classic. Also they plan to have a vendor table at the show.

We also discussed our Ad for the dessert classic in the IPMS journal. The club decided to do a ¼ page ad this year instead of a ½ page ad.

New Club Shirts:

The new club shirts are in and were distributed at the June meeting. If you ordered one and have not picked it up yet, get with Curtis.

Product Reviews:

There are no product reviews this month.

2012 Meeting Schedule

We still need volunteers for both demos and refreshments. Please review the open months and let one of the officers know if you want to sign up for either a demo, refreshments or both.

| Primary | Activities | Refreshments | Demo | Review |
|----------------|--------------------------------------|---------------------------|--|----------------------------|
| 21 Jan | Member Dues Collected | Rich Ribaldo | Photo Etch Curtis S. | Riveting Tool Curtis S. |
| 18 Feb | 2012 Contest Theme Discussion | Nick Kiriokos | Tom Hamel Dry Brush | 3M Respirator |
| 17 Mar | | Greg Saccoccio | | |
| 21 Apr | | Rick Reinert | Mike Marchioli Wiring Radial Engines | |
| 19 May | Club Barbeque | All Members | Airbrushing | |
| 16 June | | | | |
| 28 July | Club Swap Meet | Jim Abercromby | | |
| 18 Aug | | | | |
| 15 Sept | | Tom Hamel | | |
| 20 Oct | | | | |
| 3 Nov | Desert Classic | | | |
| 17 Nov | | John Pearce | | |
| 15 Dec | Christmas Potluck & Gift Exchange | | | |

RICH'S TOOL CHEST

Every month our resident tool guru, Rich Ribaldo will provide us with a new gizmo that is especially helpful in our hobby. First installment will be in September.

Member Show and Tell



| | |
|--------------------|--|
| Name: | Mike Otis |
| Time To Build: | 2 weeks |
| Kit & Scale: | Tamiya M51 Sherman 1/35th |
| Aftermarket Items: | None |
| Paints Used: | Tamiya TS-46 Spray Can Tamiya Acrylics Oil Tube Paints |
| Comments: | Great Kit |



Name:

Mike Otis

Time To Build:

3 to 4 weeks

Kit & Scale:

Tamiya SAS Jeep

1/35th

Aftermarket Items:

Verlinden SAS Jeep Resin and photoetch set

Paints Used:


Tamiya Acrylics

Oil Paints

Comments:


Used the Tamiya Willy's Jeep Kit, the Tamiya SAS Jeep kit and the Verlinden Aftermarket kit to create this jeep.

Member Show and Tell

| | |
|---|---|
|  | <p>Name: Tom Hamel</p> |
| | <p>Time To Build: 1 Month</p> |
| | <p>Kit & Scale: MiniArt Diorama house ruins 1/35th</p> |
| | <p>Aftermarket Items: None but the kit does include a sprue of customizing Misc. Parts</p> |
| | <p>Paints Used: Tamiya Acrylics Model Master Enamels Mainly brush painted and some washes.</p> |
| | <p>Comments: Tom says “Dioramas are a neglected dimension of modeling. They really give you a chance to show off your artistic talents. They do required focus and initiative.”</p> |



| | |
|--------------------|---|
| Name: | Luis Toledo |
| Time To Build: | 6 weeks |
| Kit & Scale: | Tamiya Hummer with M242 Bushmaster 1/35th |
| Aftermarket Items: | None |
| Paints Used: | Tamiya Acrylics Model Master Enamels Vallejo Acrylics |
| Comments: | |

| | |
|---|--|
|  | Name: Jim Abercromby |
| | Time To Build: 20 hours |
| | Kit & Scale: Ral Partha Dwarf 25mm |
| | Aftermarket Items: None |
| | Paints Used: Vallejo Acrylics |
| | Comments: Painted this figure many years ago. Jim removed the paint, cleaned it up a bit and painted it using Vallejo paints. (Sorry the photo is out of focus! This guy is really tiny!!!!) |



| | |
|--------------------|--|
| Name: | Rick Reinert |
| Time To Build: | 6 weeks |
| Kit & Scale: | Tamiya Corsair F4U-1 1/48th |
| Aftermarket Items: | Eduard Seat Belts |
| Paints Used: | MM Navy Blue/Gray Enamel Floquil grimy black Acrylic Alclad |
| Comments: | Used Salt chipping and various shades of navy blue gray mixed to with black or gray or white. Sanded between coats. Used an acrylic flat all to get the sun bleached look of a pacific based USMC corsair. |




| |
|---|
| Name: John Pearce |
| Time To Build: About 18 hours over two months |
| Kit & Scale: Renwal, Teracruzer with Missile and Command Crew 1/32th |
| Aftermarket Items: None |
| Paints Used: Tamiya Olive Green and Aluminum Lacquer Rattle Can Spray |
| Comments: This is a limited reissue of the Renwal Teracruzer with Missile and Command Crew (Land of the Giants). The re-pop is a straight reissue utilizing the original tooling and original box art from its 1960s original issue. The scale is said to be correct. It was a fun build, and it's an odd topic which is what I like. The Martin Mace (designated as TM-76 |



tactical missile until 1963, then as MGM-13 for mobile-launched and CGM-13 for container-launched versions) is a tactical surface-to-surface missile developed from the MGM-1 Matador. Development began in 1954 with first launch in 1956. Mace was launched from a mobile Teracruzer trailer or a hardened bunker using a solid fuel booster rocket for initial acceleration and an Allison J33-A-41 turbojet for flight. Deployment began in 1959 with the missile remaining in service until the early 1970s. Some missiles were used as target drones because their size and performance resembled manned aircraft.

The Mace became an integral part of the NATO nuclear deterrence in Europe at Bitburg Air Base, West Germany. Maintained by the 71st Tactical Missile Squadron, 36th Tactical Fighter Wing, it was on alert 24/7 in hardened bays around the Bitburg area. The Mace was decommissioned in 1969 at Bitburg.



Name:

Rich Ribaudo

Time To Build:

8 hours total

Kit & Scale:

Dragon Mercury Redstone, 1/72nd

Aftermarket Items:

None

Paints Used:

Tamiya White Primer for rocket airframe.

Model Master Airframe Black for fins and rocket body stripes.

Semi-Gloss Black for Mercury capsule.


Testors 1103 red for escape tower.

Alclad Steel for metal portion of fins.

Testors Silver for band on Mercury capsule.

Comments:

A very simple kit that has excellent molding and builds easily. There were no issues in building or finishing. The largest portion of sanding and polishing time was spent smoothing the seams on the four-part rocket stack (20 minutes). Approximately 20 parts make up this kit, but Dragon includes a dozen or so small extra parts which most likely are for future/other versions. This kit truly can be built over a weekend. I built, painted and decaled mine in a week of evenings. The round base and steel rod which attaches the model to the base are a nice touch. Highly recommended for a quick “therapy” build.

| | |
|---|--|
|  | <p>Name:</p> <p>Rich Ribaldo</p> |
| | <p>Time To Build:</p> <p>Appx 15 hours including paint.</p> |
| | <p>Kit & Scale:</p> <p>Monogram "Bad Medicine". Classic Tom Daniels 1971 Show Car 1/24th</p> |
| | <p>Aftermarket Items:</p> <p>Kit built from the box except for spark plug wires sourced from existing material stock.</p> |
| | <p>Paints Used:</p> <p>Boyd "Alumayellow" for the engine, various Testors paints like red, black and flat yellow for the trim and details. Testors Hot Magenta for the overall finish applied over a base coat of Testors Gold. Alclad Chrome over Tamiya synthetic lacquer gloss black was used to refinish the chrome parts.</p> |
| | <p>Comments:</p> <p>This project was a nostalgic effort. I built most of the Monogram show cars designed by Tom Daniels back in the late 60s and early 70s but never got this one. Hoping for a quick build between more demanding projects was an unreasonable assumption. The kit shows its age in fit and finish issues but that is to be expected going into the project. The body parts had large gaps requiring filling and polishing everywhere. Many of the chrome parts had sprue attachment points, flash or seams that marred the plating. Most of the plated parts were stripped with oven cleaner, polished and re-chromed with Alclad.</p> |

Club Demo

There was no club demo for July. If you're interested in doing a demo, let Mike Marchioli know and he can schedule it.

2012 Modeling Goals

Members are encouraged to set modeling goals for 2012. As each goal is accomplished we will track it and see how we all do at the end of 2012. If you would like to set goals for 2012 please provide your goals to Mike Marchioli (mmarchioli1@yahoo.com) for inclusion in the member goals data base. Please look at the January 2012 edition of the smoking hole for examples.

“So, There I Was.....”

Aviation stories provided by John Pearce.

A True Patriot
Martha Raye
August 27, 1916 – October 19, 1994

Guys, as I read this I started to tear up. After you read this, maybe you'll understand why. This is a great story about a great woman.

I was unaware of her credentials or where she is buried. Somehow I just can't see Brittany Spears, Paris Hilton, or Jessica Simpson doing what this woman (and the other USO women, including Ann Margaret & Joey Heatherton) did for our troops in past wars. Most of the old time entertainers were made of a lot sterner stuff than today's crop of activists bland whiners. The following is from an Army Aviator who takes a trip down memory lane:

"It was just before Thanksgiving '67 and we were ferrying dead and wounded from a large GRF west of Pleiku. We had run out of body bags by noon, so the Hook (CH-47 CHINOOK) was pretty rough in the back. All of a sudden, we heard a 'take-charge' woman's voice in the rear. There was the singer and actress, Martha Raye, with a SF (Special Forces) beret and jungle fatigues, with subdued markings, helping the wounded into the Chinook, and carrying the dead aboard. 'Maggie' had been visiting her SF 'heroes' out 'west'. We took off, short of fuel, and headed to the USAF hospital pad at Pleiku. As we all started unloading our sad pax's, a 'Smart Mouth' USAF Captain said to Martha.... "Ms Ray, with all these dead and wounded to process, there would not be time for your show!" To all of our surprise, she pulled on her right collar and said "Captain, see this eagle? I am a full 'Bird' in the US Army Reserve, and on this is a 'Caduceus' which means I am a Nurse, with a surgical specialty....now, take me to your wounded!" He said, "Yes ma'am.... follow me." Several times at the Army Field Hospital in Pleiku, she would 'cover' a surgical shift, giving a nurse a well-deserved break. Martha is the only woman buried in the SF (Special Forces) cemetery at Ft Bragg.





During the Vietnam War, she was made an honorary Green Beret because she visited United States Army Special Forces in Vietnam without fanfare, and she helped out when things got bad in Special Forces A-Camps. As a result, she came to be known affectionately by the Green Berets as "Colonel Maggie.

On November 2, 1993, Martha Raye was awarded the Presidential Medal of Freedom, by President Bill Clinton, for her service to her country. The citation reads:

"A talented performer whose career spans the better part of a century, Martha Raye has delighted audiences and uplifted spirits around the globe. She brought her tremendous comedic and musical skills to her work in film, stage, and television, helping to shape American entertainment. The great courage, kindness, and patriotism she showed in her many tours during World War II, the Korean Conflict, and the Vietnam Conflict earned her the nickname 'Colonel Maggie.' The American people honor Martha Raye, a woman who has tirelessly used her gifts to benefit the lives of her fellow Americans.

"The most unforgivable oversight of TV is that her shows were not taped."

Calendar

| | | |
|------------|------------------------|--|
| 9/8/2012 | IPMS Reno | Desert Heights Elementary School 13948 Mt. Bismark Reno, Nevada 9am to 4pm |
| 10/7/2012 | Modelfest | Commemorative Air Force, Southern California Wing 455 Aviation Drive Camarillo, California 93010 |
| 10/13/2012 | OrangeCon 2012 | Cal State University Fullerton Conference Center Portola Pavilions A & B 800 N. State College Blvd. Fullerton, CA 92834 9am to 5pm |
| 10/13/2012 | Tri-City Classic #8 | Milpitas Community Center, Main Auditorium 457 E Calaveras Boulevard Milpitas, California |
| 11/3/2012 | Desert Classic | Antelope Valley College 3041 West Ave K Lancaster, California |
| 2/24/2013 | Modelfest | Seaside Park (Ventura Fairgrounds) 10 West Harbor Blvd Ventura, California 93001 |